

KP Details: Planetary Positions for Rashi Chart

[KP New Ayanamsa: 23:39:48.33]

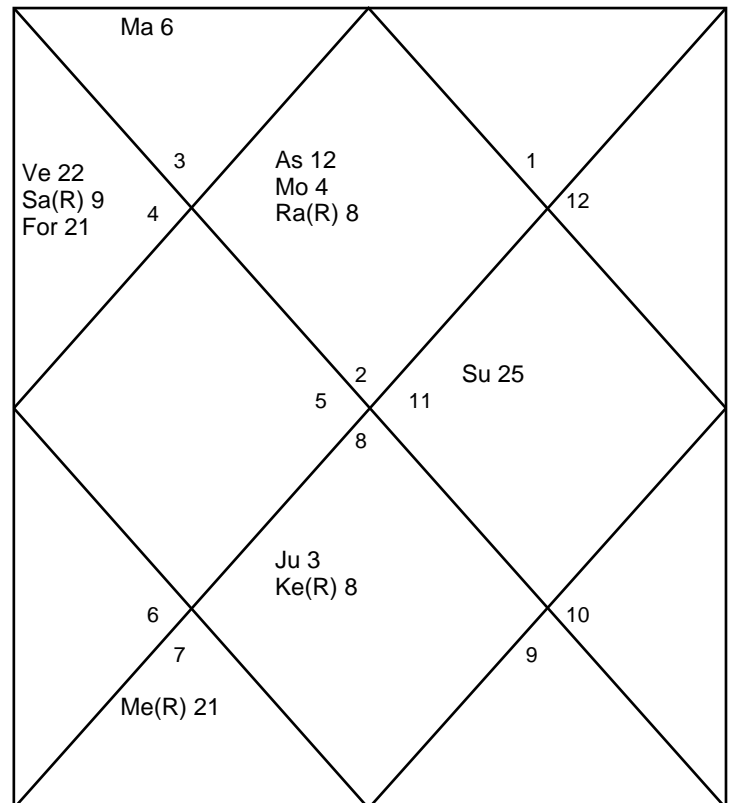
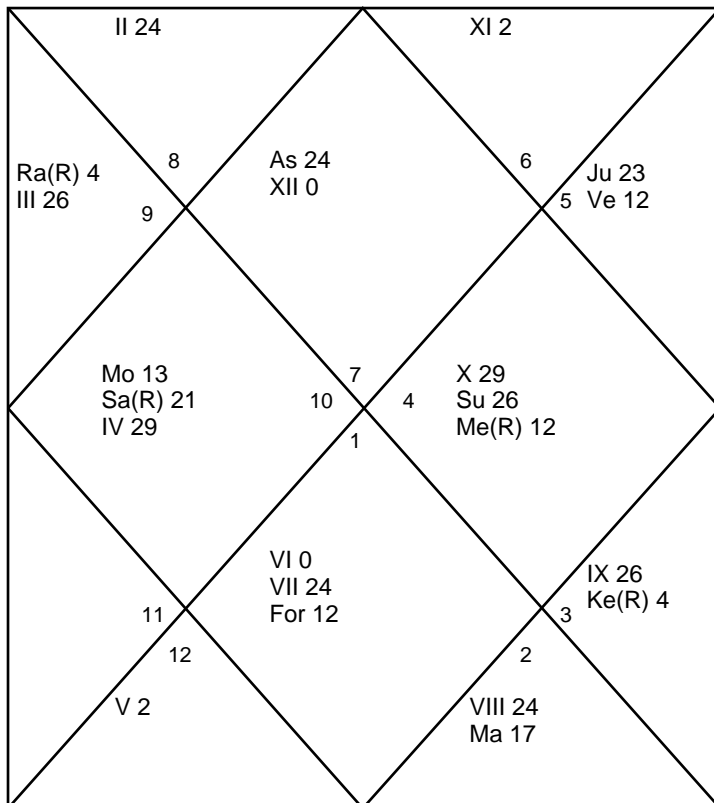
Planet	RL NL SL SSL	Degree	Rashi	Nakshatra	Paada
Lagna	Ve Ju Me Mo	24:44:45	Libra	Vishakha	2
Sun (AK)	Mo Me Ju Ju	26:09:49	Cancer	Ashlesha	3
Moon (PK)	Sa Mo Ra Ma	13:46:40	Capricorn	Shravana	2
Mars (MK)	Ve Mo Sa Ra	17:20:20	Taurus	Rohini	3
Mercury (R)(DK)	Mo Sa Ma Ju	12:20:15	Cancer	Pushyami	3
Jupiter (AmK)	Su Ve Sa Ra	23:43:00	Leo	P.Phalguni	4
Venus (GK)	Su Ke Me Ra	12:31:50	Leo	Makha	4
Saturn (R)(BK)	Sa Mo Ve Mo	21:05:57	Capricorn	Shravana	4
Rahu (R)	Ju Ke Mo Sa	4:15:39	Sagittarius	Moola	2
Ketu (R)	Me Ma Ve Sa	4:15:39	Gemini	Mrigashira	4
Uranus (R)	Ju Ve Ju Ve	21:03:05	Sagittarius	P.Ashadha	3
Neptune (R)	Ju Ve Sa Su	23:03:01	Sagittarius	P.Ashadha	3
Pluto	Ve Ju Ke Me	26:31:43	Libra	Vishakha	2
Fortuna	Ma Ke Me Mo	12:21:36	Aries	Ashwini	4

[KP Horary Number : --]

[RL - Rashi Lord, NL - Nakshatra Lord, SL - Sub Lord, SSL - Sub Sub Lord]

KP Rashi / Cusp Chart

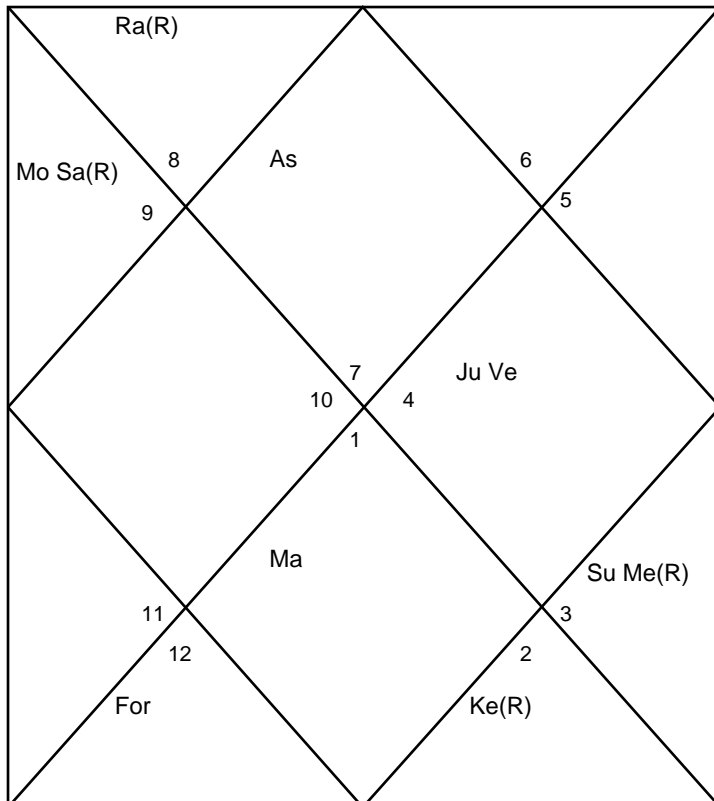
KP Navamsa Chart



KP Details: Placidus Bhava details

Bhava	RL NL SL SSL	Cusp	Rashi	Nakshatra	Paada
1	Ve Ju Me Mo	24:44:45	Libra	Vishakha	2
2	Ma Me Ra Ra	24:14:49	Scorpio	Jyeshtha	3
3	Ju Ve Ke Ma	26:12:12	Sagittarius	P.Ashadha	4
4	Sa Ma Sa Ju	29:44:17	Capricorn	Dhanishta	2
5	Ju Ju Ra Sa	2:01:32	Pisces	P.Bhadrapada	4
6	Ma Ke Ke Ra	0:25:23	Aries	Ashwini	1
7	Ma Ve Me Su	24:44:45	Aries	Bharani	4
8	Ve Ma Ra Ra	24:14:49	Taurus	Mrigashira	1
9	Me Ju Ke Ra	26:12:12	Gemini	Punarvasu	2
10	Mo Me Sa Ju	29:44:17	Cancer	Ashlesha	4
11	Me Su Ju Ke	2:01:32	Virgo	U.Phalguni	2
12	Ve Ma Me Ve	0:25:23	Libra	Chitta	3

KP Bhava Chart



Ruling Planets

Lagna Rashi Lord	Venus
Lagna Nakshatra Lord	Jupiter
Moon Rashi Lord	Saturn
Moon Nakshatra Lord	Moon
Vedic Day Lord	Budhavara (Mercury)

KP Planet Significators

Planet	Level-A	Level-B	Level-C	Level-D
Sun	9	9	9, 11	-
Moon	3	3	10	10
Mars	3	7	10	2, 6, 7
Mercury	3	9	4	9, 11
Jupiter	10	10	1, 8, 12	3, 5
Venus	8	10	-	1, 8, 12
Saturn	3	3	10	4
Rahu	8	2	-	-
Ketu	7	8	2, 6, 7	-
Uranus	10	2	1, 8, 12	-
Neptune	10	2	1, 8, 12	-
Pluto	10	1	3, 5	-

KP House Significators

House	Level-1	Level-2	Level-3	Level-4
1	-	Pl	Ju, Ur, Ne	Ve
2	-	Ra, Ur, Ne	Ke	Ma
3	Mo, Ma, Me, Sa	Mo, Sa	Pl	Ju
4	-	-	Me	Sa
5	-	-	Pl	Ju
6	-	-	Ke	Ma
7	Ke	Ma	Ke	Ma
8	Ve, Ra	Ke	Ju, Ur, Ne	Ve
9	Su	Su, Me	Su	Me
10	Ju, Ur, Ne, Pl	Ju, Ve	Mo, Ma, Sa	Mo
11	-	-	Su	Me
12	-	-	Ju, Ur, Ne	Ve

Level-A: House occupied by Nakshatra lord of planet.

Level-B: House occupied by planet.

Level-C: Houses owned by Nakshatra lord of planet.

Level-D: Houses owned by planet.

Level-1: Planets in Nakshatra of house occupants.

Level-2: Planets in house.

Level-3: Planets in Nakshatra of house owner.

Level-4: Owner of house.

KP Details: Aspect of Planets on Planets

Planet	Sun (116.16)	Moon (283.78)	Mars (47.34)	Mercury (102.34)	Jupiter (143.72)	Venus (132.53)	Saturn (291.1)	Rahu (244.26)	Ketu (64.26)	Uranus (261.05)	Neptune (263.05)	Pluto (206.53)
Sun (116.16)	--	Oppn (12.39 1.74)	--	--	--	--	Oppn (5.06 6.62)	--	--	--	--	Squr (0.37 2.82)
Moon (283.78)	--	--	--	--	--	--	Conj (7.32 5.12)	--	--	--	--	--
Mars (47.34)	--	--	--	Sext (5 0.5)	--	Squr (4.81 0.6)	--	--	--	--	--	--
Mercury (102.34)	Conj (13.83 0.78)	Oppn (1.44 9.04)	--	--	--	--	Oppn (8.76 4.16)	--	--	--	--	--
Jupiter (143.72)	--	--	--	--	--	--	--	--	--	Trin (2.67 1.67)	Trin (0.67 2.67)	Sext (2.81 1.59)
Venus (132.53)	--	--	--	--	Conj (11.19 2.54)	--	--	--	--	--	--	--
Saturn (291.1)	--	--	--	--	--	--	--	--	--	--	--	--
Rahu (244.26)	--	Nonl (0.48 0.52)	--	--	--	--	--	--	--	--	--	--
Ketu (64.26)	--	--	--	--	--	--	--	Oppn (0 10)	--	--	--	--
Uranus (261.05)	--	--	--	--	--	--	--	--	--	--	Conj (2 8.67)	--
Neptune (263.05)	--	--	--	--	--	--	--	--	--	--	--	--
Pluto (206.53)	--	--	--	--	--	--	Squr (5.43 0.29)	--	--	Sext (5.48 0.26)	Sext (3.48 1.26)	--

KP Details: Aspect of Planets on KP Cusp

Planet	1 (204.75)	2 (234.25)	3 (266.2)	4 (299.74)	5 (332.03)	6 (0.42)	7 (24.75)	8 (54.25)	9 (86.2)	10 (119.74)	11 (152.03)	12 (180.42)
Sun (116.16)	Squr (1.42 2.29)	Trin (1.92 2.04)	Qcun (0.04 0.96)	Oppn (3.57 7.62)	--	--	--	--	--	Conj (3.57 7.62)	--	Sext (4.26 0.87)
Moon (283.78)	--	--	--	--	--	--	--	--	--	--	--	--
Mars (47.34)	--	Oppn (6.91 5.39)	--	--	--	--	--	Conj (6.91 5.39)	--	Quin (0.4 0.6)	--	--
Mercury (102.34)	--	--	--	--	--	--	--	--	--	--	--	--
Jupiter (143.72)	Sext (1.03 2.49)	Squr (0.53 2.73)	Trin (2.49 1.76)	--	Oppn (8.31 4.46)	--	--	--	--	--	Conj (8.31 4.46)	--
Venus (132.53)	Quin (0.22 0.78)	--	--	Oppn (12.79 1.47)	--	--	--	--	--	--	--	--
Saturn (291.1)	--	--	--	Conj (8.64 4.24)	Nonl (0.93 0.07)	--	--	--	--	--	--	--
Rahu (244.26)	--	--	--	Sext (4.52 0.74)	Squr (2.24 1.88)	--	--	--	--	--	--	--
Ketu (64.26)	--	Oppn (10.01 3.32)	--	--	--	--	--	--	--	Sext (4.52 0.74)	Squr (2.24 1.88)	Trin (3.84 1.08)
Uranus (261.05)	--	--	Conj (5.15 6.57)	--	--	--	--	--	--	--	--	--
Neptune (263.05)	--	--	Conj (3.15 7.9)	--	--	--	--	--	--	--	--	--
Pluto (206.53)	--	--	Sext (0.33 2.84)	Squr (3.21 1.4)	Trin (5.5 0.25)	--	--	--	--	--	--	--

Conjunction (Conj): Degree = 0 | Orb = 15 | Weight = 10
Opposition (Oppn): Degree = 180 | Orb = 15 | Weight = 10
Trine (Trin): Degree = 120 | Orb = 6 | Weight = 3
Square (Squr): Degree = 90 | Orb = 6 | Weight = 3
Sextile (Sext): Degree = 60 | Orb = 6 | Weight = 3

Semi-Square (Ssqu): Degree = 45 | Orb = 1 | Weight = 1
Nonile (Nonl): Degree = 40 | Orb = 1 | Weight = 1
Quintile (Quin): Degree = 72 | Orb = 1 | Weight = 1
SesquiQuadrate (Sqqd): Degree = 135 | Orb = 1 | Weight = 1
Quincunx (Qcun): Degree = 150 | Orb = 1 | Weight = 1

KP Details: Nakshatra Nadi Signification

Planet	Nakshatra Lord	Sub Lord
Sun - [9]	Mercury - [9,11]	Jupiter - [3,5,10]
Moon - [3,10]	Moon - [3,10]	Rahu - [2,3,5,6,7,10]
Mars - [2,6,7]	Moon - [3,10]	Saturn - [3,4]
Mercury - [9,11]	Saturn - [3,4]	Mars - [2,6,7]
Jupiter - [3,5,10]	Venus - [1,8,10,12]	Saturn - [3,4]
Venus - [1,8,10,12]	Ketu - [8,9,11]	Mercury - [9,11]
Saturn - [3,4]	Moon - [3,10]	Venus - [1,8,10,12]
Rahu - [2,3,5,6,7,10]	Ketu - [8,9,11]	Moon - [3,10]
Ketu - [8,9,11]	Mars - [2,6,7]	Venus - [1,8,10,12]